









Summer Term Reception & Year 1 Homework Grid


Celebrations

Please choose one piece of homework each week to complete. Make sure you choose homework from different sections of the grid and hand one piece in each Monday. If you do not yet have a HWB password... bare with us, we will sort this out and organise a workshop for those parents who need help.

Reading is important for your child to make adequate progress children need to be heard reading often, as well as our daily reading activities, please ensure your child/ren are listened to at home as often as possible.

English	<p>Use Hwb to practise spelling. Log on to Hwb → click J2easy → Select 'J2blast' → choose 'Spell blast' → click 'Go practice' → Select Year 'Reception', 'Year 1' or 'Year 2'. Children can also choose Phase 1-5 Remember to save by clicking the floppy disc icon at the end.</p> 	<p>Draw a celebration picture and label it. It could be a wedding, birthday party or another celebration.</p> 	<p>Draw or write a shopping list of all the things you will need to your birthday party.</p> <p>Write an invitation to your party!</p> 	<p>Reception Make an acrostic poem. With help from a grown up.</p> <p style="text-align: center;">'PARTY'</p> <p>Year 1 Write an acrostic poem.</p> <p style="text-align: center;">'CELEBRATE'</p> <p>For an extra challenge use an onomatopoeia, alliteration and similes.</p>
----------------	--	---	---	---

<p>Creative</p>	<p>With help from an adult bake or decorate some birthday biscuits or cake! Maybe ice them with the numbers. Bring it in to share or put a photo on HWB.</p> 	<p>Make a decoration, it could be used to celebrate Diwali, Christmas, remembrance day or any other celebration. You could use junk, paper, pegs, clay, fabric etc...</p> <p>Or</p> <p>Make an animal that has a light source, angler fish, glow worm ...</p> 	<p>Create a wedding headdress, button hole or a bouquet. Maybe you could use from things found in the garden, junk modelling or tissue paper!</p> 	<p>Learn a song from the Nativity play and practise at home! (Nearer Christmas)</p> 
<p>Knowledge and Understanding of the World</p>	<p>Find out which animals are nocturnal (night time animals), take a photo, paint a picture or write a list.</p> 	<p>Investigate colour. Colour mixing</p> <p>Using only white paint and the three primary colours (red, blue and yellow) see how many shades and other colours you can make.</p> 	<p>Light</p> <p>Investigate with a torch... how do we make shadows?</p> 	<p>Investigate sources of light.</p> <p>How many sources of light do you have in and around your home?</p> 

<p>ICT using Hwb</p>	<p>Year 1 :Use Hwb to practise spelling. Log on to Hwb →click J2easy→Select 'J2blast' →choose 'Tt blast'→ click 'Go practice' → Select Year Counting in 10s,2s or 5s. Remember to save by clicking the floppy disc icon at the end.</p> 	<p>Using JIT (animate) on Hwb to make an animation of a party!</p> 	<p>Using JIT (mix) on Hwb to write an interesting fact.</p> <p>(Year 2: Try to extend your sentence using a connective like... 'because, as, and, so, however and although')</p> 	<p>Play parties, ask a grown up to record a short video clip and upload it to your Hwb to share with Class Unicorn.</p> <p>Can you use an excited, happy voice? Can you sing a song?</p> <p>Alternately Use 'Puppet Pals' app to make your own Party show.</p> 
<p>Maths & Problem Solving (Maths, thinking skills, Logic, Problem solving)</p>	<p>Create a repeating pattern, like you would find on birthday or Christmas paper.</p> 	<p>Write or copy the months in order. Then find out your family's birthdays and add them in.</p>	<p>Problem solving: Father Christmas has 5 reindeer, he gives them all 2 carrots each! How many carrots did he give altogether? You may want to draw a picture to help work this out, Year 1... can you remember your doubles?</p>	<p>Reception Practice counting to 5,10 then 20! If you can do this already WOWZER! See hoe far you can go!</p> <p>Year 1: Learn off by heart all the ways of making 10! 1+9,9+1, 2+8 etc...</p> <p>There are some great utube songs (number bonds 10) to help this!</p>

<p>Welsh Cymraeg</p>	<p>Listen to a story in Welsh. You could use the free Magi Ann app to read stories.</p> 	<p>Listen and join in with a welsh song. Here is a free app;</p>  <p>Hoff Ganeuon Selog</p>	<p>Visit the Cyw website to access a Welsh activity. http://www.s4c.cymru/cyw</p> 	 <p>'Betsan a Roco yn y Pentref' a free app to develop welsh language.</p>
<p>Continue to use useful websites and apps</p>	<p>www.teachyourmonstertoread.com</p> 	<p>https://www.oxfordowl.co.uk/ Username & Password: unicorn</p> 	<p>https://www.phonicsplay.co.uk/</p> 	<p>Reception - Year 1 http://www.ictgames.com/resources.html</p> 

If you have any creative ideas of your own which you would like to do one week instead of doing one of the projects that's great. Any word processing and other ICT based learning needs to be uploaded onto your 'Celebrations' Hwb folder.

Please remember your Hwb folders are where you store your home or school based **digital learning** only. Your child can go on to <https://hwb.wales.gov.uk/> and log in on the top right. Once they have logged in click on j2e on the top right. You then need to select the JiT program. Once you are on JiT you can select different activities to do on the top right. Please give your child the opportunity to have a go on the different programs that Hwb has to offer.

I look forward to seeing your wonderful creations! Mrs Conlin