
































Autumn Term 2020 Griffin and Phoenix Space Homework Grid

Please choose one piece of homework each week to complete.

Make sure you choose homework from different sections of the grid.

<p>Language, Literacy & Communication</p> 	<p>Create an intergalactic passport.</p> <p>Include: the planet you are from, photo, personal details and stamps from planets you have visited.</p>	<p>Write an advertisement or poster selling holidays to Mars.</p> <p>Make sure you include persuasive language, descriptive words and information about the advantages of holidaying to Mars.</p>	<p>What can you find out about Space? Research on the internet, talk to family members. Write down the facts that you find.</p> 	<p>Write a letter of application for a job to NASA explaining why you should be chosen as an astronaut.</p> 
<p>Science & Technology</p> 	<p>Create a time line power point presentation showing the history of space travel.</p> 	<p>Explore the following different websites:</p> <p>bbc.co.uk/stargazing bbc.co.uk/learningzone NASA Kids Club</p>	<p>Explore the information on Earth and Space in the section on Science KS2 at:</p> <p>http://www.topmarks.co.uk/</p>	<p>Research a planet and create a fact-file on it.</p> 
<p>Expressive Arts</p> 	<p>Use scrap paper, foil, sweet wrappers and other junk around the house to create your own space collage.</p>	<p>Design a new space suit for a particular planet. Make sure you label it clearly and explain its functions. Remember to think about how each planet is different and how this might affect your design.</p>	<p>Make a space mobile.</p> 	<p>Design and create an alien mask, picture or model.</p> 

<p>Working Together</p> 	<p>Bake your own space themed cookies or biscuits. They could be star, rocket or planet shaped. They could even include space rocks such as popping candy! Write the recipe and upload it into your Hwb folder.</p>	<p>Create your own 3D star constellation using marshmallows.</p> 	<p>Make a 3D model rocket with a parachute to aid re-entry!</p> 	<p>Design a space station with construction; upload a photo of it onto your Hwb folder.</p> 																									
<p>Maths & Problem Solving (Maths, thinking skills, Logic, Problem solving)</p> 	<p>Make a space picture using a variety of different shapes.</p> 	<p>Create a table or a spreadsheet showing the distance of each planet from the sun.</p> 	<p>Create a grid with coordinates and use them to help plot and locate space themed objects,</p> <table border="1" data-bbox="1339 707 1704 1002"> <tr> <td>4</td><td></td><td></td><td></td><td></td></tr> <tr> <td>3</td><td></td><td></td><td></td><td></td></tr> <tr> <td>2</td><td></td><td></td><td></td><td></td></tr> <tr> <td>1</td><td></td><td></td><td></td><td></td></tr> <tr> <td></td><td>A</td><td>B</td><td>C</td><td>D</td></tr> </table>	4					3					2					1						A	B	C	D	<p>Make and play a space themed board game. Include all four operations, then play it with someone in your family.</p> 
4																													
3																													
2																													
1																													
	A	B	C	D																									
<p>Welsh Dimension</p> 	<p>Learn about Wales in space: https://museum.wales/articles/2019-10-25/Wales-in-Space/</p>	<p>Play some of the interactive Welsh space games: http://www.bbc.co.uk/wales/learning/primary/</p>	<p>Make your own Welsh word mat for the planets.</p> 	<p>Have fun improving your Welsh vocabulary and skills through the mini games on the Campau Cosmig app</p>																									

If you have any creative ideas of your own which you would like to do one week instead of doing one of the projects that's great. Any word processing, PPTs or other ICT based learning, needs to be uploaded onto your 'Space' Hwb folder.

Please remember your Hwb folders are where you store your home or school based **digital learning** only.

We look forward to seeing your wonderful creations!