









## Autumn Term Year 1 and Year 2 Homework Grid

### Frozen

Please choose one piece of homework each week to complete. Make sure you choose homework from different sections of the grid and hand one piece in each **Monday**.

Reading is important for your child to make adequate progress children need to be heard reading often, as well as our daily reading activities, please ensure your children are listened to at home as often as possible.

	<p>Use Hwb to practise spelling. Log on to Hwb → click J2easy → Select 'J2blast' → choose 'Spell blast' → click 'Go practice' → Select Year 1 or Year 2.</p> 	<p>Draw a picture of an Arctic or Antarctic animal and label it. Tell me any interesting facts about them.</p> 	<p>Share a book or read online about an animal of your choice. Share what you have found out with the class.</p> 	<p>Write a diary entry on a frosty or snowy day. What did you do/wear? Take a photograph to share with us.</p> 
	<p>Listen to a story in Welsh. You could use the free Magi Ann app to read stories.</p> 	<p>Listen and join in with a Welsh song. Here is a free app:</p>  <p style="text-align: center;">Hoff Ganeuon Sêllog</p>	<p>Visit the Cyw website to access a Welsh activity. <a href="http://www.s4c.cymru/cyw">http://www.s4c.cymru/cyw</a></p> 	<p>'Betsan a Roco yn y Pentref' a free app to develop Welsh language.</p> 



Create a snowman from either craft materials, natural materials or food.




Design and make a floating boat. Test your boat and tell us what you found out.




Using small pictures and colours from a magazine, create a collage of what Antarctica may look like.



Create your own Frozen music. You could write a song, perform to the class or make your own instrument?



Research how another religion celebrates Christmas. You could write some facts down and show the class or write what you find out on HWB. Remember to save your work.




Wildcard! Come up with your own homework and explain to the class what you have done and tell us WHY you chose to do what you did!

Look at a map to find which countries other animals would live such as polar bears, penguins, artic foxes etc.



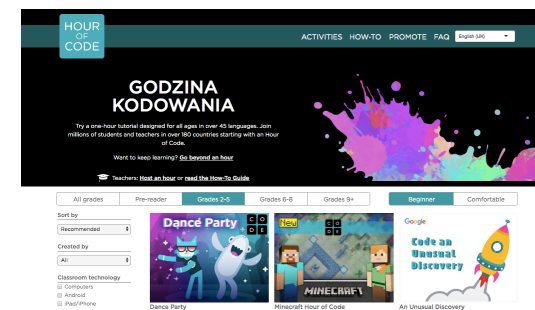
Research what animals live in Antarctica and create a fact file for one of them.

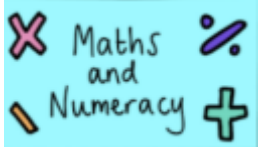









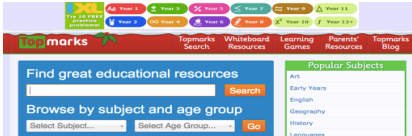


Plan and carry out an experiment with water, which includes freezing or melting.



Get coding! Log onto hour of code <https://hourofcode.com/uk/learn> and have a go at programming a new game. Click grades 2-5 and have a go at one of the games. Instructions will show you what to do.



	<p>Make different sizes snowflakes, measure them and put them in order. You could estimate first then see if you were right!</p> 	<p>Make a bar graph about your families favourite Arctic animal.</p> 	<p>Log onto HWB J2 Blast and practise your x tables. Log on to Hwb → click J2easy → 'J2blast' → choose TTblast. Year 1- 2, 5, 10 x tables. Year 2- 3, 4 x tables also.</p> 	<p>Collect some items from your home that are 3D shapes. These could be junk modelling. Bring them in and tell the class about the features of the 3D shape you found!</p> 
	<p>Make a den together outside. What things do you need to survive outdoors?</p> 	<p>Go onto Cosmic Kids yoga on YouTube and complete a yoga session.</p> <p><a href="https://www.youtube.com/user/CosmicKidsYoga">https://www.youtube.com/user/CosmicKidsYoga</a></p>	<p>Go for a long walk with a grown up, somewhere beautiful that you have not been before.</p>	<p>Have a go at a workout on Youtube.</p> <p><a href="https://www.youtube.com/watch?v=L_A_HjHZxfI">https://www.youtube.com/watch?v=L_A_HjHZxfI</a></p>
<p>Use useful websites and apps</p>	<p><a href="http://www.teachyourmonstertoread.com">www.teachyourmonstertoread.com</a></p> 	<p><a href="https://www.oxfordowl.co.uk/">https://www.oxfordowl.co.uk/</a></p> <p>Click on class login: Username &amp; Password: classdragon</p> 	<p><a href="https://www.phonicsplay.co.uk/">https://www.phonicsplay.co.uk/</a></p> 	<p><a href="https://www.topmarks.co.uk/">https://www.topmarks.co.uk/</a></p>  <p>Have a go at this game- <a href="https://www.topmarks.co.uk/mathsgames/mental-maths-train">https://www.topmarks.co.uk/mathsgames/mental-maths-train</a></p>

If you have any creative ideas of your own which you would like to do one week instead of doing one of the projects that's great. Any word processing and other ICT based learning needs to be uploaded onto your 'All about me' Hwb folder.

Please remember your Hwb folders are where you store your home or school based **digital learning** only. Your child can go on to <https://hwb.wales.gov.uk/> and log in on the top right. Once they have logged in click on j2e on the top right. You then need to select the JiT program. Once you are on JiT you can select different activities to do on the top right. Please give your child the opportunity to have a go on the different programs that Hwb has to offer.

I look forward to seeing your wonderful creations! Mrs Lewis